

ECO

ECOFORCE®

Zhongshan Ecoforce Lighting & Electrical Co., LTD.

ECOFORCE is an ISO9001 certified Solar and LED Lighting manufacturer based in Zhongshan-China.

A joint venture between Chinese and Brazilian companies with over 15 years of experience in this industry.

We are committed on developing innovative lighting products to meet customer needs.




SOLAR LIGHTS



ECOFORCE

SOLAR PATH LIGHTS

SOLAR PATH LIGHT 47mm 1.2lm




Color temperature

- 3.000K ●
- 4.000K ○
- 6.000K ●

| | | |
|---------------|---------------------------------------|--|
| Solar Panel | Amorphous 0,03W | |
| Lumens | 1,2lm | |
| Autonomy | up to 10 hours | |
| Battery | 2/3 AA 150mAh 1,2V Ni-Mh Rechargeable | |
| Material | Plastic (ABS) | |
| Warranty | 1 year | |
| Packaging | Display with 35 units | |
| Master Carton | 39.5 x 21 x 45,5cm | |

STAINLESS STEEL SOLAR PATH LIGHT 47mm 1.2lm



Color temperature

- 3.000K ●
- 4.000K ○
- 6.000K ●

| | | |
|---------------|---------------------------------------|------------------------|
| Solar Panel | Amorphous 0,03W | |
| Lumens | 1,2lm | |
| Autonomy | up to 10 hours | |
| Battery | 2/3 AA 150mAh 1,2V Ni-Mh Rechargeable | |
| Material | Stainless steel | |
| Warranty | 1 year | |
| Packaging | Display with 24 units | Color Box with 8 units |
| Master Carton | 31.5 x 21.5 x 25,5cm | 40.5 x 30 x 32cm |

SOLAR PATH LIGHT 75mm 3lm



Color temperature and decorative light

- 3.000K ●
- 6.000K ●
- Green ●
- Color Changing ●

| | | |
|---------------|------------------------------------|------------------------|
| Solar Panel | Amorphous 0,06W | |
| Lumens | 3lm | |
| Autonomy | up to 10 hours | |
| Battery | AAA 200mAh 1,2V Ni-Mh Rechargeable | |
| Material | Plastic (ABS) | |
| Warranty | 1 year | |
| Packaging | Display with 12 units | Color Box with 6 units |
| Master Carton | 32.5 x 25 x 28cm | 33 x 21 x 35cm |

SOLAR PATH LIGHT 10LM



Color temperature

- 3.000K ●
- 4.000K ○
- 6.000K ●

| | | |
|---------------|----------------------------------|--|
| Solar Panel | Amorphous 0,1W | |
| Lumens | 10lm | |
| Autonomy | up to 10 hours | |
| Battery | Lithium 3,2V 250mAh Rechargeable | |
| Material | Stainless steel | |
| Warranty | 1 year | |
| Packaging | Color Box with 1 unit | |
| Master Carton | 22.5 x 22.5 x 25,5cm | |

LIGHT HEAD SOLAR PATH LIGHT 10cm 8lm

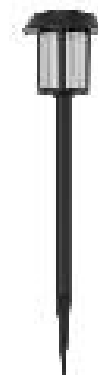


Color temperature

- 3.000K ●
- 4.000K ○
- 6.000K ●

| | | |
|-------------|------------------------------------|--|
| Solar Panel | Crystalline | |
| Lumens | 8lm | |
| Autonomy | up to 10 hours | |
| Battery | AAA 400mAh 1,2V Ni-Mh Rechargeable | |
| Material | Plastic (ABS) | |
| Warranty | 1 year | |
| Packaging | Color Box with 1 unit | |

LIGHT HEAD SOLAR PATH LIGHT 14cm 50lm



Color temperature

- 3.000K ●
- 4.000K ○
- 6.000K ●

| | | |
|-------------|-----------------------------------|--|
| Solar Panel | Crystalline 0,75W | |
| Lumens | 25lm - 50lm | |
| Autonomy | up to 10 hours | |
| Battery | Lithium 3,7V 1000mAh Rechargeable | |
| Material | Plastic (ABS) | |
| Warranty | 1 year | |
| Packaging | Color Box with 1 unit | |

SOLAR SPOT LIGHTS

SOLAR SPOT LIGHT 10LM



Bean Angle: 36°

| | | |
|---------------|--|------------------------|
| Solar Panel | Amorphous 0,18W | |
| Lumens | 10lm | |
| Autonomy | 6h with full brightness + 4h with reduced brightness | |
| Battery | AA 600mAh 1,2V Ni-Mh Rechargeable | |
| Material | Plastic (ABS) | |
| Warranty | 1 year | |
| Packaging | Display with 12 units | Color Box with 2 units |
| Master Carton | 31.5 x 37.5 x 27cm | 37 x 24 x 22.5cm |

Color temperature
 3.000K ●
 4.000K ○
 6.000K ●
 Green ●

SOLAR SPOT LIGHT 20LM



Bean Angle: 36°

| | | |
|---------------|--|--|
| Solar Panel | Amorphous 0,18W | |
| Lumens | 20lm | |
| Autonomy | 6h with full brightness + 4h with reduced brightness | |
| Battery | Lifio 3,7V 600mAh Rechargeable | |
| Material | Plastic (ABS) | |
| Warranty | 1 year | |
| Packaging | Color Box with 1 unit | |
| Master Carton | 24 x 16.5 x 18cm | |

Color temperature
 3.000K ●
 4.000K ○
 6.000K ●
 Green ●

SOLAR SPOT LIGHT 10LM



Bean Angle: 36°

| | | |
|-------------|-----------------------------------|--|
| Solar Panel | Amorphous 0,18W | |
| Lumens | 10lm | |
| Autonomy | up to 10h | |
| Battery | AA 600mAh 1,2V Ni-Mh Rechargeable | |
| Material | Plastic (ABS) | |
| Warranty | 1 year | |
| Packaging | Color Box with 1 unit | |

Color temperature
 3.000K ●
 4.000K ○
 6.000K ●
 RGB ●

SOLAR SPOT LIGHT 50LM DUAL CCT



Bean Angle: 36°

| | | |
|-------------|--------------------------------|--|
| Solar Panel | Crystalline 0,5W | |
| Lumens | 25lm - 50lm | |
| Autonomy | up to 10h | |
| Battery | Lifio 3,7V 600mAh Rechargeable | |
| Material | Plastic (ABS) | |
| Warranty | 1 year | |
| Packaging | Color Box with 1 unit | |

Color temperature
 3.000K and 6.500K ●
 RGB ●

SOLAR SPOT LIGHT 150LM DUAL CCT



Controlled by switch

Bean Angle: 36°

| | | |
|-------------|---------------------------------|--|
| Solar Panel | Crystalline 1,5W | |
| Lumens | 75lm - 150lm | |
| Autonomy | up to 12h | |
| Battery | Lifio 3,7V 1500mAh Rechargeable | |
| Material | Plastic (ABS) | |
| Warranty | 1 year | |
| Packaging | Color Box with 1 unit | |

Color temperature
 2.700K and 6.500K ●
 White light + Green or Blue or Red ●
 RGB ●

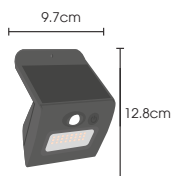
SOLAR WALL LIGHTS / SOLAR FLOOD LIGHTS

SOLAR LED PIR WALL LIGHT 300lm

Color temperature 4.000K 6.000K



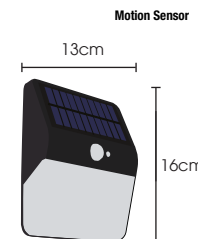
Motion Sensor
3 working modes:
1. PIR Only - 300lm
2. Dim 15 lm + PIR 300lm
3. Dim 30lm



| | |
|---------------|---|
| Solar Panel | Crystalline 0.7W |
| Lumens | 300lm |
| Autonomy | Up to 12h autonomy with reduced brightness or 120x with full brightness |
| Battery | Lifio 3,7V 1500mAh Rechargeable |
| Material | Plastic (ABS) |
| Warranty | 1 year |
| Packaging | Color Box with 1 unit |
| Master Carton | 28 x 27.8 x 12.5cm |

SOLAR LED PIR WALL LIGHT 400lm

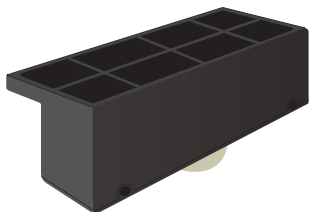
Color temperature 4.000K 6.000K



| | |
|---------------|---|
| Solar Panel | Crystalline 0.7W |
| Lumens | 400lm |
| Autonomy | Up to 12h autonomy with reduced brightness or 120x with full brightness |
| Battery | Lifio 3,7V 1800mAh Rechargeable |
| Material | Plastic (ABS) |
| Warranty | 1 year |
| Packaging | Color Box with 1 unit |
| Master Carton | 34.5 x 15 x 18cm |

MULTI FUNCTION SOLAR WALL LIGHT (SINGLE LIGHT)


Color temperature 4.000K 6.000K RGB



| | |
|-------------|---------------------------------|
| Solar Panel | Crystalline 0.75W |
| Lumens | 30-60lm |
| Autonomy | up to 12h |
| Battery | Lifio 3,7V 1200mAh Rechargeable |
| Material | Plastic (ABS) |
| Warranty | 1 year |
| Packaging | Color Box with 1 unit |

2X UP AND DOWN LIGHT SOLAR WALL LIGHT

Color temperature 3.000K 6.000K RGB



| | |
|-------------|-----------------------------------|
| Solar Panel | Crystalline 0.3W |
| Lumens | 10lm |
| Autonomy | up to 12h |
| Battery | AA 600mAh 1,2V NI-Mh Rechargeable |
| Material | Plastic (ABS) |
| Warranty | 1 year |
| Packaging | Color Box with 1 unit |

4X UP AND DOWN LIGHT SOLAR WALL LIGHT

Color temperature 3.000K 6.000K RGB



| | |
|-------------|---------------------------------|
| Solar Panel | Crystalline 1W |
| Lumens | 30-60lm |
| Autonomy | up to 12h |
| Battery | Lifio 3,7V 1500mAh Rechargeable |
| Material | Plastic (ABS) |
| Warranty | 1 year |
| Packaging | Color Box with 1 unit |

SOLAR FLOOD LIGHT 200LM

Color temperature 3.000K 4.000K 6.000K



| | |
|---------------|---------------------------------|
| Solar Panel | Crystalline 1.5W |
| Lumens | 20lm |
| Autonomy | up to 10h |
| Battery | Lifio 3,7V 2000mAh Rechargeable |
| Material | Plastic (ABS) |
| Warranty | 1 year |
| Packaging | Color Box with 1 unit |
| Master Carton | 41 x 16.5 x 28.5cm |

SOLAR FLOOD LIGHTS / SOLAR STRING LIGHTS

SOLAR FLOOD LIGHT 600LM

Color temperature | 3 CCT 
RGB 

Available with remote control



| | |
|-------------|---------------------------------|
| Solar Panel | Crystalline 6W |
| Lumens | 600lm |
| Autonomy | up to 12h |
| Battery | LiTio 3,2V 6000mAh Rechargeable |
| Material | ABS + GLASS |
| Warranty | 1 year |
| Packaging | Color Box with 1 unit |

1200LM MICROWAVE SENSOR SOLAR FLOODLIGHT

Color temperature | 3 CCT 

Available with remote control



| | |
|-------------|---------------------------------|
| Solar Panel | Crystalline 6W |
| Lumens | 1200lm |
| Autonomy | up to 12h |
| Battery | LiTio 3,2V 6000mAh Rechargeable |
| Material | ABS + GLASS |
| Warranty | 1 year |
| Packaging | Color Box with 1 unit |

ALUMINUM SOLAR LED FLOOD LIGHT + SOLAR SYSTEM

Color temperature | 4.000K 
6.000K 

Available on:
1000lm
2000lm



| | |
|-------------|---------------------------------|
| Solar Panel | Crystalline 12W or 20W |
| Lumens | 1000lm or 2000lm |
| Autonomy | up to 10h |
| Battery | LiTio 3,2V 6000mAh Rechargeable |
| Material | ALUMINUM + PC |
| Warranty | 1 year |
| Packaging | Color Box with 1 unit |

SOLAR LED MICROWAVE SENSOR FLOOD LIGHT + SOLAR SYSTEM

Color temperature | 4.000K 
6.000K 

Available on:
2400lm
4000lm



| | |
|-------------|---------------------------------|
| Solar Panel | Crystalline 12W or 20W |
| Lumens | 1000lm or 2000lm |
| Autonomy | up to 10h |
| Battery | LiTio 3,2V 6000mAh Rechargeable |
| Material | ALUMINUM + PC |
| Warranty | 1 year |
| Packaging | Color Box with 1 unit |

SOLAR 8X S14 1W LED FILAMENT BULBS STRING LIGHTS

Color temperature | 3.000K 
4.000K 
6.000K 



| | |
|-------------|---------------------------------|
| Solar Panel | Crystalline 3.8W |
| Lumens | 600lm |
| Autonomy | up to 12h |
| Battery | LiTio 3,7V 1500mAh Rechargeable |
| Material | Plastic (ABS) + PVC |
| Warranty | 1 year |
| Packaging | Color Box with 1 unit |

SOLAR 8X 0,5W G40 LED BULBS STRING LIGHT

Color temperature | 3.000K 
4.000K 
6.000K 



| | |
|-------------|---------------------------------|
| Solar Panel | Crystalline 3.8W |
| Lumens | 600lm |
| Autonomy | up to 12h |
| Battery | LiTio 3,7V 1500mAh Rechargeable |
| Material | Plastic (ABS) + PVC |
| Warranty | 1 year |
| Packaging | Color Box with 1 unit |

INDOOR LED LIGHTS

ECOFORCE

INDOOR LED LINEAR LIGHTS

LED BATTEN SLIM LIGHTS



Color temperature

- 3.000K ●
- 4.000K ○
- 6.000K ●



| | 32W | 16W |
|--------------------|-------------|-------------|
| Power | 32W | 16W |
| Lumens | 2520lm | 1260lm |
| Lamp efficacy | 80lm/W | 80lm/W |
| Beam Angle | 120° | 120° |
| Lifespan | 25.000h | 25.000h |
| Frequency | 50Hz / 60Hz | 50Hz / 60Hz |
| Power factor | >0,5 | >0,5 |
| CRI | >70 | >70 |
| Ingress protection | IP20 | IP20 |
| Material | Iron + PP | Iron + PP |
| Warranty | 1 year | 1 year |

LED BATTEN LIGHTS




Color temperature

- 3.000K ●
- 4.000K ○
- 6.000K ●



| | 36W | 18W |
|--------------------|-------------|-------------|
| Power | 36W | 18W |
| Lumens | 2880lm | 1440lm |
| Lamp efficacy | 80lm/W | 80lm/W |
| Beam Angle | 120° | 120° |
| Lifespan | 25.000h | 25.000h |
| Frequency | 50Hz / 60Hz | 50Hz / 60Hz |
| Power factor | >0,5 | >0,5 |
| CRI | >70 | >70 |
| Ingress protection | IP20 | IP20 |
| Material | Iron + PP | Iron + PP |
| Warranty | 1 year | 1 year |

CEILING PLASTIC LINEAR LIGHTS



Color temperature

- 3.000K ●
- 4.000K ○
- 6.000K ●

| | 200cm | 100cm | 50cm |
|--------------------|---------------|---------------|---------------|
| Length | 200cm | 100cm | 50cm |
| Power | 32W | 16W | 8W |
| Lumens | 2240lm | 1120lm | 560lm |
| Lamp efficacy | 70lm/W | 70lm/W | 70lm/W |
| Beam Angle | 120° | 120° | 120° |
| Lifespan | 25.000h | 25.000h | 25.000h |
| Frequency | 50Hz / 60Hz | 50Hz / 60Hz | 50Hz / 60Hz |
| Power factor | >0,5 | >0,5 | >0,5 |
| CRI | >70 | >70 | >70 |
| Ingress protection | IP20 | IP20 | IP20 |
| Material | Polycarbonate | Polycarbonate | Polycarbonate |

RECESSED PLASTIC LINEAR LIGHTS



Color temperature

- 3.000K ●
- 4.000K ○
- 6.000K ●

| | 200cm | 100cm | 50cm |
|--------------------|---------------|---------------|---------------|
| Length | 200cm | 100cm | 50cm |
| Power | 32W | 16W | 8W |
| Lumens | 2240lm | 1120lm | 560lm |
| Lamp efficacy | 70lm/W | 70lm/W | 70lm/W |
| Beam Angle | 120° | 120° | 120° |
| Lifespan | 25.000h | 25.000h | 25.000h |
| Frequency | 50Hz / 60Hz | 50Hz / 60Hz | 50Hz / 60Hz |
| Power factor | >0,5 | >0,5 | >0,5 |
| CRI | >70 | >70 | >70 |
| Ingress protection | IP20 | IP20 | IP20 |
| Material | Polycarbonate | Polycarbonate | Polycarbonate |

TRACK LIGHTS

LED TRACK LIGHT 5W

Available on:
SET with track and 3x spot lights

CCT Selection switch
2700K/4100K/6500K



Color temperature
3.000K ●
4.000K ○
6.000K ●
3 CCT ●

| | |
|--------------------|-------------|
| Power | 5W |
| Lumens | 450lm |
| Lamp efficacy | 90lm/W |
| Beam Angle | 36° |
| Lifespan | 30.000h |
| Frequency | 50Hz / 60Hz |
| Power factor | >0,5 |
| CRI | >80 |
| Ingress protection | IP20 |
| Material | ABS |
| Warranty | 2 years |

LED TRACK LIGHT 5W

Available on:
SET with track and 3x spot lights

CCT Selection switch
2700K/4100K/6500K



Color temperature
3.000K ●
4.000K ○
6.000K ●
3 CCT ●

| | |
|--------------------|-------------|
| Power | 5W |
| Lumens | 500lm |
| Lamp efficacy | 100lm/W |
| Beam Angle | 36° |
| Lifespan | 30.000h |
| Frequency | 50Hz / 60Hz |
| Power factor | >0,5 |
| CRI | >80 |
| Ingress protection | IP20 |
| Material | ABS |
| Warranty | 2 years |

LED TRACK LIGHT 6W

Available on:
SET with track and 3x spot lights



Color temperature
3.000K ●
4.000K ○
6.000K ●

| | |
|--------------------|---------------------|
| Power | 6W |
| Lumens | 600lm |
| Lamp efficacy | 100lm/W |
| Beam Angle | 36° |
| Lifespan | 25.000h |
| Frequency | 50Hz / 60Hz |
| Power factor | >0,5 |
| CRI | >80 |
| Ingress protection | IP20 |
| Material | Polycarbonate + ABS |
| Warranty | 2 years |

LED TRACK LIGHT 6W

Available on:
SET with track and 3x spot lights

CCT Selection switch
2700K/4100K/6500K



Color temperature
3.000K ●
4.000K ○
6.000K ●
3 CCT ●

| | |
|--------------------|---------------------------|
| Power | 6W |
| Lumens | 600lm |
| Lamp efficacy | 100lm/W |
| Beam Angle | 36° |
| Lifespan | 30.000h |
| Frequency | 50Hz / 60Hz |
| Power factor | >0,5 |
| CRI | >80 |
| Ingress protection | IP20 |
| Material | Polycarbonate + Aluminium |
| Warranty | 2 years |

LED TRACK LIGHT 9W

Available on:
SET with track and 3x spot lights

CCT Selection switch
2700K/4100K/6500K



Color temperature
3.000K ●
4.000K ○
6.000K ●
3 CCT ●

| | |
|--------------------|-------------|
| Power | 9W |
| Lumens | 900lm |
| Lamp efficacy | 100lm/W |
| Beam Angle | 36° |
| Lifespan | 30.000h |
| Frequency | 50Hz / 60Hz |
| Power factor | >0,5 |
| CRI | >80 |
| Ingress protection | IP20 |
| Material | ABS |
| Warranty | 2 years |

E27 (PAR20) TRACK LIGHT HEAD

Bulb not included

Available on:
SET with track and 3x spot lights




| | |
|--------------------|---------------------|
| Voltage | 100V - 240V |
| Ingress protection | IP20 |
| Material | Polycarbonate + ABS |
| Warranty | 2 years |

TRACKS / SURFACE AND RECESSED LED SPOT LIGHTS

1 METER TRACK

Available on:
SET with track and 3x spot lights

Available on:
Aluminium or PVC



| | |
|--------------------|--------------------|
| Ingress protection | IP20 |
| Warranty | 2 years |
| Master carton | 101 x 18.3 x 4.3cm |

ROUND SURFACE LED DOUBLE SPOT LIGHT 14W

Color temperature
3.000K ●
4.000K ○
6.000K ●



| | |
|--------------------|----------------------|
| Power | 7W |
| Lumens | 455lm |
| Lamp efficacy | 65lm/W |
| Beam Angle | 110° |
| Lifespan | 25.000h |
| Frequency | 50Hz / 60Hz |
| Power factor | >0.5 |
| CRI | >80 |
| Ingress protection | IP20 |
| Material | Polycarbonate |
| Warranty | 2 years |
| Master carton | 47.5 x 26.5 x 30.5cm |

RECESSED LED SPOT

CCT Selection switch
2700K/4100K/6500K

Color temperature
3.000K ●
4.000K ○
6.000K ●
3 CCT ●



| | | | | |
|--------------------|-------------|-------|-------|-------|
| Power | 12W | 9W | 5W | 3W |
| Lumens | 1200lm | 900lm | 500lm | 300lm |
| Lamp efficacy | 100lm/W | | | |
| Beam Angle | 36° | | | |
| Lifespan | 25.000h | | | |
| Frequency | 50Hz / 60Hz | | | |
| Power factor | >0.5 | | | |
| CRI | >80 | | | |
| Ingress protection | IP20 | | | |
| Material | ABS+PP | | | |
| Warranty | 2 years | | | |

ROUND SURFACE LED SPOT LIGHT 7W

Color temperature
3.000K ●
4.000K ○
6.000K ●



| | |
|--------------------|--------------------|
| Power | 6W |
| Lumens | 600lm |
| Lamp efficacy | 100lm/W |
| Beam Angle | 36° |
| Lifespan | 25.000h |
| Frequency | 50Hz / 60Hz |
| Power factor | >0.5 |
| CRI | >80 |
| Ingress protection | IP20 |
| Material | Polycarbonate |
| Warranty | 2 years |
| Master carton | 45 x 26.5 x 34.5cm |

ROUND SURFACE LED TRIPLE SPOT LIGHT 21W

Color temperature
3.000K ●
4.000K ○
6.000K ●



| | |
|--------------------|--------------------|
| Power | 21W |
| Lumens | 1470lm |
| Lamp efficacy | 90lm/W |
| Beam Angle | 36° |
| Lifespan | 25.000h |
| Frequency | 50Hz / 60Hz |
| Power factor | >0.5 |
| CRI | >80 |
| Ingress protection | IP20 |
| Material | Polycarbonate |
| Warranty | 2 years |
| Master carton | 45 x 36.5 x 36.5cm |

MR16/GU10 SPOT LIGHT FIXTURE

Available on:
Black / White finish

Size:
80x125mm



| | |
|--------------------|---------------|
| Ingress protection | IP20 |
| Material | Polycarbonate |
| Warranty | 2 years |

FLOOR LAMPS

SINGLE LIGHT HEAD FLOOR LAMP 177CM E27 SOCKET



Available on:
Black / White / Gray finish
Cable with ON/OFF switch

| | |
|--------------------|-----------------|
| Voltage | 100V - 240V |
| Ingress protection | IP20 |
| Material | ABS + PP + IRON |
| Warranty | 2 years |

6W LED FLOOR LAMP 140CM



Timer, Dimmable and CCT
adjusted by remote control

| | |
|--------------------|----------------|
| Power | 6W |
| Lumens | 240lm |
| Beam Angle | 120° |
| Lifespan | 25.000h |
| Frequency | 50Hz / 60Hz |
| Power factor | >0,5 |
| CRI | >80 |
| Ingress protection | IP20 |
| Material | ALUMINUM + ABS |
| Warranty | 2 years |

Color temperature | CCT

DUAL LIGHT HEAD FLOOR LAMP 177CM E27 SOCKET



Available on:
Black / White / Gray finish
Cable with ON/OFF switch

| | |
|--------------------|-----------------|
| Voltage | 100V - 240V |
| Ingress protection | IP20 |
| Material | ABS + PP + IRON |
| Warranty | 2 years |

6W LED FLOOR LAMP 140CM



Timer, Dimmable and CCT
adjusted by remote control

| | |
|--------------------|----------------|
| Power | 6W |
| Lumens | 240lm |
| Beam Angle | 120° |
| Lifespan | 25.000h |
| Frequency | 50Hz / 60Hz |
| Power factor | >0,5 |
| CRI | >80 |
| Ingress protection | IP20 |
| Material | ALUMINUM + ABS |
| Warranty | 2 years |

Color temperature | RGB

LED PANELS

ROUND LED RECESSED PANEL



Color temperature: 3.000K ●, 4.000K ○, 6.000K ●

| | 24W | 18W | 12W | 6W |
|--------------------|------------------|------------------|--------------------|--------------------|
| Power | 24W | 18W | 12W | 6W |
| Lumens | 1800lm | 1350lm | 840lm | 330lm |
| Beam Angle | 120° | 120° | 120° | 120° |
| Lifespan | 30.000h | 30.000h | 30.000h | 30.000h |
| Ingress protection | IP20 | IP20 | IP20 | IP20 |
| Material | PP + Iron + PS | PP + Iron + PS | PP + Iron + PS | PP + Iron + PS |
| Warranty | 1 year | 1 year | 1 year | 1 year |
| Master carton | 48 x 25 x 24.5cm | 48 x 25 x 24.5cm | 37.5 x 14 x 36.5cm | 27.5 x 14 x 26.5cm |

SQUARE LED RECESSED PANEL



Color temperature: 3.000K ●, 4.000K ○, 6.000K ●

| | 24W | 18W | 12W | 6W |
|--------------------|------------------|------------------|--------------------|--------------------|
| Power | 24W | 18W | 12W | 6W |
| Lumens | 1800lm | 1350lm | 840lm | 330lm |
| Beam Angle | 120° | 120° | 120° | 120° |
| Lifespan | 30.000h | 30.000h | 30.000h | 30.000h |
| Ingress protection | IP20 | IP20 | IP20 | IP20 |
| Material | PP + Iron + PS | PP + Iron + PS | PP + Iron + PS | PP + Iron + PS |
| Warranty | 1 year | 1 year | 1 year | 1 year |
| Master carton | 48 x 25 x 24.5cm | 48 x 25 x 24.5cm | 37.5 x 14 x 36.5cm | 27.5 x 14 x 26.5cm |

ROUND LED SURFACE PANEL



Color temperature: 3.000K ●, 4.000K ○, 6.000K ●

| | 24W | 18W | 12W | 6W |
|--------------------|------------------|------------------|--------------------|--------------------|
| Power | 24W | 18W | 12W | 6W |
| Lumens | 1800lm | 1350lm | 840lm | 330lm |
| Beam Angle | 120° | 120° | 120° | 120° |
| Lifespan | 30.000h | 30.000h | 30.000h | 30.000h |
| Ingress protection | IP20 | IP20 | IP20 | IP20 |
| Material | PP + Iron + PS | PP + Iron + PS | PP + Iron + PS | PP + Iron + PS |
| Warranty | 1 year | 1 year | 1 year | 1 year |
| Master carton | 48 x 25 x 24.5cm | 48 x 25 x 24.5cm | 37.5 x 14 x 36.5cm | 27.5 x 14 x 26.5cm |

SQUARE LED SURFACE PANEL




Color temperature: 3.000K ●, 4.000K ○, 6.000K ●

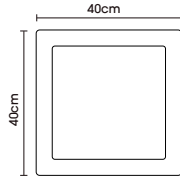
| | 24W | 18W | 12W | 6W |
|--------------------|------------------|------------------|--------------------|--------------------|
| Power | 24W | 18W | 12W | 6W |
| Lumens | 1800lm | 1350lm | 840lm | 330lm |
| Beam Angle | 120° | 120° | 120° | 120° |
| Lifespan | 30.000h | 30.000h | 30.000h | 30.000h |
| Ingress protection | IP20 | IP20 | IP20 | IP20 |
| Material | PP + Iron + PS | PP + Iron + PS | PP + Iron + PS | PP + Iron + PS |
| Warranty | 1 year | 1 year | 1 year | 1 year |
| Master carton | 48 x 25 x 24.5cm | 48 x 25 x 24.5cm | 37.5 x 14 x 36.5cm | 27.5 x 14 x 26.5cm |

LARGE LED PANELS

LED PANEL LIGHT 32W 400X400mm



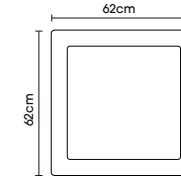
Available on:
Recessed or Surface



| | |
|------------------------|------------------|
| Power | 30W |
| Lumens | 2560lm |
| Lamp efficacy | 85lm/W |
| Beam Angle | 120° |
| Lifespan | 30.000h |
| Frequency | 50Hz / 60Hz |
| Power factor | >0.5 |
| CRI | >70 |
| Ingress protection | IP20 |
| Material | Aluminium + PS |
| Warranty | 2 years |
| Master carton Recessed | 42.5 x 42 x 43cm |
| Master carton Surface | 47 x 42 x 42.5cm |

Color temperature
 3.000K ●
 4.000K ○
 6.000K ●

LED PANEL LIGHT RECESSED 620X620mm



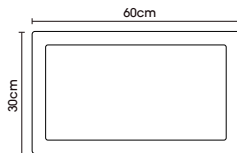
| | | |
|--------------------|------------------|----------------|
| Power | 48W | 36W |
| Lumens | 3840lm | 2880lm |
| Lamp efficacy | 80lm/W | 80lm/W |
| Beam Angle | 120° | 120° |
| Lifespan | 25.000h | 25.000h |
| Frequency | 50Hz / 60Hz | 50Hz / 60Hz |
| Power factor | >0.5 | >0.5 |
| CRI | >70 | >70 |
| Ingress protection | IP20 | IP20 |
| Material | Aluminium | Aluminium |
| Warranty | 2 years | 2 years |
| Master carton | 66 x 23 x 66.5cm | 67 x 20 x 70cm |

Color temperature
 3.000K ●
 4.000K ○
 6.000K ●

LED PANEL LIGHT 24W 300X600mm



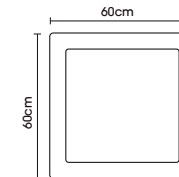
Available on:
Recessed or Surface



| | |
|--------------------|----------------------|
| Power | 24W |
| Lumens | 1920lm |
| Lamp efficacy | 80lm/W |
| Beam Angle | 120° |
| Lifespan | 12.000h |
| Frequency | 50Hz / 60Hz |
| Power factor | >0.5 |
| CRI | >70 |
| Ingress protection | IP20 |
| Material | Aluminium + PS |
| Warranty | 2 years |
| Master carton | 62.5 x 47.5 x 32.5cm |

Color temperature
 3.000K ●
 4.000K ○
 6.000K ●


LED PANEL 48W CEILING 600X600mm



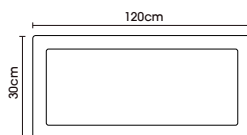
| | |
|--------------------|----------------|
| Power | 48W |
| Lumens | 3840lm |
| Lamp efficacy | 80lm/W |
| Beam Angle | 120° |
| Lifespan | 30.000h |
| Frequency | 50Hz / 60Hz |
| Power factor | >0.5 |
| CRI | >70 |
| Ingress protection | IP20 |
| Material | Aluminium + PS |
| Warranty | 2 years |

Color temperature
 3.000K ●
 4.000K ○
 6.000K ●

LED PANEL LIGHT 48W 300X1200mm



Available on:
Recessed or Surface



| | |
|------------------------|-----------------|
| Power | 48W |
| Lumens | 3840lm |
| Lamp efficacy | 80lm/W |
| Beam Angle | 120° |
| Lifespan | 12.000h |
| Frequency | 50Hz / 60Hz |
| Power factor | >0.5 |
| CRI | >70 |
| Ingress protection | IP20 |
| Material | Aluminium + PS |
| Warranty | 2 years |
| Master carton Recessed | 127 x 23 x 36cm |

Color temperature
 3.000K ●
 4.000K ○
 6.000K ●

CEILING LIGHTS / PENDANTS

LED CEILING LIGHT 30W 30CM

Color temperature | 3 CCT 



Available on:
Square or Round

CCT Selection switch
2700K/4100K/6500K

| | |
|--------------------|-------------|
| Power | 30W |
| Lumens | 2100lm |
| Lamp efficacy | 70lm/W |
| Beam Angle | 120° |
| Lifespan | 30.000h |
| Frequency | 50Hz / 60Hz |
| Power factor | >0.5 |
| CRI | >80 |
| Ingress protection | IP20 |
| Material | ABS + PC |

LED CEILING LIGHT 45W 40CM

Color temperature | 3 CCT 



Available on:
Square or Round

CCT Selection switch
2700K/4100K/6500K

| | |
|--------------------|-------------|
| Power | 45W |
| Lumens | 3000lm |
| Lamp efficacy | 70lm/W |
| Beam Angle | 120° |
| Lifespan | 30.000h |
| Frequency | 50Hz / 60Hz |
| Power factor | >0.5 |
| CRI | >80 |
| Ingress protection | IP20 |
| Material | ABS + PC |

LED PENDANT LIGHT 30W

Color temperature | 3 CCT 



Available on:
Square or Round

CCT Selection switch
2700K/4100K/6500K

| | |
|--------------------|-------------|
| Power | 30W |
| Lumens | 2100lm |
| Lamp efficacy | 70lm/W |
| Beam Angle | 120° |
| Lifespan | 30.000h |
| Frequency | 50Hz / 60Hz |
| Power factor | >0.5 |
| CRI | >80 |
| Ingress protection | IP20 |
| Material | ABS + IRON |

LED CEILING LIGHT 45W 40CM

Color temperature | 3 CCT 



Available on:
Square or Round

CCT Selection switch
2700K/4100K/6500K

| | |
|--------------------|-------------|
| Power | 45W |
| Lumens | 3000lm |
| Lamp efficacy | 70lm/W |
| Beam Angle | 120° |
| Lifespan | 30.000h |
| Frequency | 50Hz / 60Hz |
| Power factor | >0.5 |
| CRI | >80 |
| Ingress protection | IP20 |
| Material | ABS + PC |

LED PENDANT LIGHT 20W 80.5 x 6 x 3.5cm

Color temperature | 3.000K  4.000K  6.000K 



Available on:
Black, white finish

| | |
|--------------------|-------------------------|
| Power | 20W |
| Lumens | 1500lm |
| Lamp efficacy | 75lm/W |
| Beam Angle | 120° |
| Lifespan | 30.000h |
| Frequency | 50Hz / 60Hz |
| Power factor | >0.5 |
| CRI | >80 |
| Ingress protection | IP20 |
| Material | PMMA SHAPE+PLASTIC BODY |

LED PENDANT LIGHT 20W 80.5 x 6 x 3.5cm

Color temperature | 3.000K  4.000K  6.000K 



Available on:
Black, white finish

| | |
|--------------------|-------------------------|
| Power | 20W |
| Lumens | 1000lm |
| Lamp efficacy | 50lm/W |
| Beam Angle | 120° |
| Lifespan | 30.000h |
| Frequency | 50Hz / 60Hz |
| Power factor | >0.5 |
| CRI | >80 |
| Ingress protection | IP20 |
| Material | PMMA SHAPE+PLASTIC BODY |

DECORATIVE WALL LIGHTS

LED WALL LIGHT ROUND SHAPE



Color temperature

- 3.000K ●
- 4.000K ○
- 6.000K ●

| | |
|--------------------|-------------|
| Power | 2W |
| Lumens | 150lm |
| Lamp efficacy | 75lm/W |
| Beam Angle | 120° |
| Lifespan | 25.000h |
| Frequency | 50Hz / 60Hz |
| Power factor | >0,5 |
| CRI | >70 |
| Ingress protection | IP20 |
| Material | ABS |
| Warranty | 2 years |

LED WALL LIGHT DISK SHAPE




Color temperature

- 3.000K ●
- 4.000K ○
- 6.000K ●

| | |
|--------------------|-------------|
| Power | 3W |
| Lumens | 150lm |
| Lamp efficacy | 50lm/W |
| Beam Angle | 360° |
| Lifespan | 25.000h |
| Frequency | 50Hz / 60Hz |
| Power factor | >0,5 |
| CRI | >70 |
| Ingress protection | IP20 |
| Material | ABS |
| Warranty | 2 years |

LED WALL LIGHT LINEAR



Color temperature

- 3.000K ●
- 4.000K ○
- 6.000K ●

| | |
|--------------------|----------------|
| Power | 6W |
| Lumens | 350lm |
| Lamp efficacy | 58lm/W |
| Beam Angle | 120° |
| Lifespan | 25.000h |
| Frequency | 50Hz / 60Hz |
| Power factor | >0,5 |
| CRI | >70 |
| Ingress protection | IP20 |
| Material | Aluminium + PC |
| Warranty | 2 years |

LED WALL LIGHT HALO SHAPE




Color temperature

- 3.000K ●
- 4.000K ○
- 6.000K ●

| | |
|--------------------|-------------|
| Power | 10W |
| Lumens | 500lm |
| Lamp efficacy | 50lm/W |
| Beam Angle | 36° |
| Lifespan | 25.000h |
| Frequency | 50Hz / 60Hz |
| Power factor | >0,5 |
| CRI | >50 |
| Ingress protection | IP20 |
| Material | Aluminium |
| Warranty | 2 years |

LED WALL LIGHT SEMI CIRCLE



Color temperature

- 3.000K ●
- 4.000K ○
- 6.000K ●

| | |
|--------------------|-------------|
| Power | 10W |
| Lumens | 350lm |
| Lamp efficacy | 35lm/W |
| Beam Angle | 120° |
| Lifespan | 25.000h |
| Frequency | 50Hz / 60Hz |
| Power factor | >0,5 |
| CRI | >80 |
| Ingress protection | IP20 |
| Material | Aluminium |
| Warranty | 2 years |

PENDANTS / MULTI-USE

LED PENDENT HALO SHAPE



Color temperature

- 3.000K ●
- 4.000K ○
- 6.000K ●

| | |
|--------------------|-----------------|
| Power | 10W |
| Lumens | up to 600lm |
| Lamp efficacy | 60lm/W |
| Beam Angle | 120° |
| Lifespan | 25.000h |
| Frequency | 50Hz / 60Hz |
| Power factor | >0.5 |
| CRI | >70 |
| Ingress protection | IP20 |
| Material | ABS + Aluminium |

LED PENDENT OVAL SHAPE



Color temperature

- 3.000K ●
- 4.000K ○
- 6.000K ●

| | |
|--------------------|-----------------|
| Power | 10W |
| Lumens | up to 600lm |
| Lamp efficacy | 60lm/W |
| Beam Angle | 120° |
| Lifespan | 25.000h |
| Frequency | 50Hz / 60Hz |
| Power factor | >0.5 |
| CRI | >70 |
| Ingress protection | IP20 |
| Material | ABS + Aluminium |

LED PENDANT TRIANGLE SHAPE



Color temperature

- 3.000K ●
- 4.000K ○
- 6.000K ●

| | |
|--------------------|-----------------|
| Power | 10W |
| Lumens | up to 240lm |
| Lamp efficacy | 24lm/W |
| Beam Angle | 120° |
| Lifespan | 25.000h |
| Frequency | 50Hz / 60Hz |
| Power factor | >0.5 |
| CRI | >70 |
| Ingress protection | IP20 |
| Material | ABS + Aluminium |

MULTI-USE SPOT LED PENDANT + WALL LIGHT RECHARGABLE



Usable as:
Pendant or Wall light

Color temperature

- 3 CCT ●

| | |
|--------------------|---------------------------------|
| Lumens | up to 250lm |
| Autonomy | up to 10h |
| Battery | Li-Io 3.7V 2000mAh Rechargeable |
| CRI | >80 |
| Ingress protection | IP20 |
| Material | ABS + Iron |

NATURAL PENDANT LIGHTS

PENDANT LIGHT E27 240*1180MM

Lamp not included



| | |
|--------------------|-------------|
| Voltage | 100V - 240V |
| Ingress protection | IP20 |
| Material | Paper Rope |

PENDANT LIGHT E27 180*1210MM

Lamp not included



| | |
|--------------------|-------------|
| Voltage | 100V - 240V |
| Ingress protection | IP20 |
| Material | Paper Rope |

PENDANT LIGHT E27 180*1210MM

Lamp not included



| | |
|--------------------|-------------|
| Voltage | 100V - 240V |
| Ingress protection | IP20 |
| Material | Paper Rope |

PENDANT LIGHT E27 300*1150MM

Lamp not included



| | |
|--------------------|-------------|
| Voltage | 100V - 240V |
| Ingress protection | IP20 |
| Material | Paper Rope |

PENDANT LIGHT E27 230*1150MM

Lamp not included



| | |
|--------------------|-------------|
| Voltage | 100V - 240V |
| Ingress protection | IP20 |
| Material | Paper Rope |

PENDANT LIGHT E27 230*1150MM

Lamp not included



| | |
|--------------------|-------------|
| Voltage | 100V - 240V |
| Ingress protection | IP20 |
| Material | Paper Rope |

NATURAL PENDANT / NATURAL TABLE LIGHTS

PENDANT LIGHT E27 120*1150MM

Lamp not included



| | |
|--------------------|-------------|
| Voltage | 100V - 240V |
| Ingress protection | IP20 |
| Material | Paper Rope |

PENDANT LIGHT E27 120*1150MM

Lamp not included



| | |
|--------------------|-------------|
| Voltage | 100V - 240V |
| Ingress protection | IP20 |
| Material | Paper Rope |

PENDANT LIGHT E27 345*1170MM

Lamp not included



| | |
|--------------------|-------------|
| Voltage | 100V - 240V |
| Ingress protection | IP20 |
| Material | Paper Rope |

TABLE LAMP E27 160*200MM

Lamp not included



| | |
|--------------------|-------------|
| Voltage | 100V - 240V |
| Ingress protection | IP20 |
| Material | Paper Rope |

TABLE LAMP E27 150*240MM

Lamp not included



| | |
|--------------------|-------------|
| Voltage | 100V - 240V |
| Ingress protection | IP20 |
| Material | Paper Rope |

TABLE LAMP E27 240*290MM

Lamp not included



| | |
|--------------------|-------------|
| Voltage | 100V - 240V |
| Ingress protection | IP20 |
| Material | Paper Rope |

NATURAL TABLE LIGHTS

TABLE LAMP E27 145*400MM

Lamp not included



| | |
|--------------------|-------------|
| Voltage | 100V - 240V |
| Ingress protection | IP20 |
| Material | Paper Rope |

TABLE LAMP E27 120*410MM

Lamp not included



| | |
|--------------------|-------------|
| Voltage | 100V - 240V |
| Ingress protection | IP20 |
| Material | Paper Rope |

RECHARGEABLE LED LIGHTS

FLEXIBLE DESK LAMP ROUND

Color temperature | 3 CCT 



CCT Selection switch
2700K/4100K/6500K

Dimmable

| | |
|--------------------|-----------------------------------|
| Lumens | up to 110lm |
| Autonomy | up to 4h |
| Battery | Litio 3,7V 800mAh Rechargeable |
| CRI | >70 |
| Ingress protection | IP20 |
| Material | pp + Iron |

FLEXIBLE DESK LAMP ROUND

Color temperature | 3.000K 
4.000K 
6.000K 



Dimmable

| | |
|--------------------|-----------------------------------|
| Lumens | up to 120lm |
| Autonomy | up to 4h |
| Battery | Litio 3,7V 800mAh Rechargeable |
| CRI | >70 |
| Ingress protection | IP20 |
| Material | pp + Iron |

ROUND DESK LAMP RECHARGEABLE

Color temperature | 3 CCT 



| | |
|--------------------|------------------------------------|
| Lumens | up to 200lm |
| Autonomy | up to 10h |
| Battery | Litio 3,7V 1200mAh Rechargeable |
| CRI | >80 |
| Ingress protection | IP20 |
| Material | ABS + Iron |

SHADE DESK LAMP RECHARGEABLE

Color temperature | 3 CCT 



| | |
|--------------------|------------------------------------|
| Lumens | up to 160lm |
| Autonomy | up to 10h |
| Battery | Litio 3,7V 1200mAh Rechargeable |
| CRI | >80 |
| Ingress protection | IP20 |
| Material | ABS + Iron |

CARET DESK LAMP RECHARGEABLE

Color temperature | 3 CCT 



| | |
|--------------------|------------------------------------|
| Lumens | up to 200lm |
| Autonomy | up to 10h |
| Battery | Litio 3,7V 1200mAh Rechargeable |
| CRI | >80 |
| Ingress protection | IP20 |
| Material | ABS + Iron |

LED SPOT LIGHT RECHARGEABLE

Color temperature | 3 CCT 



| | |
|--------------------|------------------------------------|
| Lumens | up to 150lm |
| Autonomy | up to 10h |
| Battery | Litio 3,7V 1200mAh Rechargeable |
| CRI | >80 |
| Ingress protection | IP20 |
| Material | ABS + Iron |

OUTDOOR LED LIGHTS

ECOFORCE

OUTDOOR LED LIGHT

LED WALL LIGHT 4W



| | |
|--------------------|--------------------|
| Power | 4W |
| Lumens | 400lm |
| Lamp efficacy | 100lm/W |
| Beam Angle | 60° |
| Lifespan | 25.000h |
| Frequency | 50Hz / 60Hz |
| Power factor | >0.5 |
| CRI | >70 |
| Ingress protection | IP65 |
| Material | ABS |
| Warranty | 2 years |
| Master carton | 26.5 x 26.5 x 18cm |

Color temperature
 3.000K ●
 4.000K ○
 6.000K ●

LED WALL LIGHT 6W



| | |
|--------------------|--------------------|
| Power | 6W |
| Lumens | 600lm |
| Lamp efficacy | 100lm/W |
| Beam Angle | 60° |
| Lifespan | 25.000h |
| Frequency | 50Hz / 60Hz |
| Power factor | >0.5 |
| CRI | >70 |
| Ingress protection | IP65 |
| Material | ABS |
| Warranty | 2 years |
| Master carton | 36.5 x 29 x 19,5cm |

Color temperature
 3.000K ●
 4.000K ○
 6.000K ●

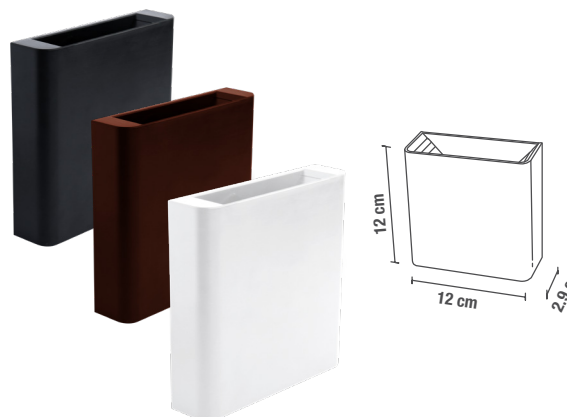
LED WALL LIGHT 8W



| | |
|--------------------|--------------------|
| Power | 8W |
| Lumens | 800lm |
| Lamp efficacy | 100lm/W |
| Beam Angle | 60° |
| Lifespan | 25.000h |
| Frequency | 50Hz / 60Hz |
| Power factor | >0.5 |
| CRI | >70 |
| Ingress protection | IP65 |
| Material | ABS |
| Warranty | 2 years |
| Master carton | 44.5 x 29 x 19.5cm |

Color temperature
 3.000K ●
 4.000K ○
 6.000K ●

LED WALL LIGHT 3W



| | |
|--------------------|--------------------|
| Power | 3W |
| Lumens | 180lm |
| Lamp efficacy | 60lm/W |
| Beam Angle | 90° |
| Lifespan | 25.000h |
| Frequency | 50Hz / 60Hz |
| Power factor | >0.5 |
| CRI | >70 |
| Ingress protection | IP65 |
| Material | ABS |
| Warranty | 2 years |
| Master carton | 28 x 51.5 x 27.5cm |

Color temperature
 3.000K ●
 4.000K ○
 6.000K ●

LED WALL LIGHT 3W



| | |
|--------------------|-------------|
| Power | 3W |
| Lumens | 210lm |
| Lamp efficacy | 70lm/W |
| Beam Angle | 90° |
| Lifespan | 25.000h |
| Frequency | 50Hz / 60Hz |
| Power factor | >0.5 |
| CRI | >70 |
| Ingress protection | IP65 |
| Material | ABS |
| Warranty | 2 years |

Color temperature
 3.000K ●
 4.000K ○
 6.000K ●

ALUMINUM LED WALL LIGHT 6W



| | |
|--------------------|-------------|
| Power | 6W |
| Lumens | 340lm |
| Lamp efficacy | 60lm/W |
| Beam Angle | 90° |
| Lifespan | 25.000h |
| Frequency | 50Hz / 60Hz |
| Power factor | >0.5 |
| CRI | >70 |
| Ingress protection | IP65 |
| Material | ABS |
| Warranty | 2 years |

Color temperature
 3.000K ●
 4.000K ○
 6.000K ●

OUTDOOR LED LIGHT

ABS WALL LIGHT 2x GU10 SOCKETS

Lamp not included



| | |
|--------------------|-------------|
| Voltage | 100V - 240V |
| Ingress protection | IP44 |
| Material | ABS |
| Warranty | 2 years |

LED BULKHEAD WALL LIGHT

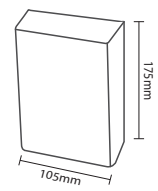
Color temperature | 3.000K ●
4.000K ○
6.000K ●



| | | |
|--------------------|---------------|---------------|
| Power | 15W | 8W |
| Lumens | 1350lm | 720lm |
| Lamp efficacy | 90lm/W | 90lm/W |
| Beam Angle | 128° | 148° |
| Lifespan | 30.000h | 30.000h |
| Frequency | 50Hz / 60Hz | 50Hz / 60Hz |
| Power factor | >0,45 | >0,45 |
| CRI | >70 | >70 |
| Ingress protection | IP65 | IP65 |
| Material | Polycarbonate | Polycarbonate |
| Warranty | 2 years | 2 years |

LED WALL LIGHT FRAMELESS 15W

Color temperature | 3.000K ●
4.000K ○
6.000K ●



| | |
|--------------------|----------------------|
| Power | 15W |
| Lumens | 1350lm |
| Lamp efficacy | 90lm/W |
| Beam Angle | 120° |
| Lifespan | 25.000h |
| Frequency | 50Hz / 60Hz |
| Power factor | >0,5 |
| CRI | >70 |
| Ingress protection | IP65 |
| Material | Polycarbonate + ABS |
| Warranty | 2 years |
| Master carton | 25.5 x 23.5 x 38.5cm |

STRING LIGHTS

LED FILAMENT BULBS STRING LIGHTS



Available on
Solar energy
Smart TUYA WIFI

String length, number and type of sockets are customizable

LED filament bulbs (plastic shape) available to be sold separately

| | | |
|--------------------|-------------------|---|
| Color temperature | 2.200K | ● |
| | 4.000K | ○ |
| | 6.000K | ● |
| | RGB | ● |
| Total Bulb lamps | 8 + 1 spare | |
| Total Power | 8W | |
| Bulb type | S14 | |
| Lamp socket | 8x E27 | |
| Frequency | 50Hz / 60Hz | |
| Lifespan | 30.000h | |
| CRI | >80 | |
| Ingress protection | IP65 | |
| Material | PVC + COPPER + PC | |
| Length | 5m (Customizable) | |

LED FILAMENT BULBS STRING LIGHTS



Available on
Solar energy

String length, number and type of sockets are customizable

LED filament bulbs (plastic shape) available to be sold separately

| | | |
|--------------------|--------------------|---|
| Color temperature | 2.200K | ● |
| | 4.000K | ○ |
| | 6.000K | ● |
| | RGB | ● |
| Total Bulb lamps | 16 or 10 + 1 spare | |
| Total Power | 8W or 5W | |
| Bulb type | G40 | |
| Lamp socket | 16 or 10 x E12 | |
| Frequency | 50Hz / 60Hz | |
| CRI | >80 | |
| Ingress protection | IP65 | |
| Material | PVC + COPPER + PC | |
| Length | (Customizable) | |

SOCKETS STRING LIGHTS SET



Available on
Solar energy

String length, number and type of sockets are customizable

Length 5m or 100m roll

With or Without hanging wire

| | |
|------------------------|--------------|
| Total Power per socket | 30W |
| Frequency | 50Hz / 60Hz |
| Ingress protection | IP65 |
| Material | PVC + COPPER |
| Length | Customizable |

LED FILAMENT BULBS STRING LIGHTS S14 E12



Available on

String length, number and type of sockets are customizable

LED filament bulbs (plastic shape) available to be sold separately

| | | |
|--------------------|-------------------|---|
| Color temperature | 2.200K | ● |
| | 4.000K | ○ |
| | 6.000K | ● |
| | RGB | ● |
| Total Bulb lamps | 7 or 14 + 1 spare | |
| Total Power | 3.5W or 7W | |
| Voltage | 240V | |
| Bulb type | S14 | |
| Lamp socket | 7 or 14 x E12 | |
| Frequency | 50Hz / 60Hz | |
| CRI | >80 | |
| Ingress protection | IP44 | |
| Material | PVC + COPPER + PC | |
| Length | 5m(Customizable) | |

LED FILAMENT BULBS STRING LIGHTS G95 E27



Available on
String length, number and type of sockets are customizable

LED filament bulbs (plastic shape) available to be sold separately

| | | |
|--------------------|-------------------|---|
| Color temperature | 2.200K | ● |
| | 4.000K | ○ |
| | 6.000K | ● |
| | RGB | ● |
| Total Bulb lamps | 5 + 1 spare | |
| Total Power | 10W | |
| Bulb type | G95 | |
| Lamp socket | 5x E27 | |
| Frequency | 50Hz / 60Hz | |
| Lifespan | 30.000h | |
| CRI | >80 | |
| Ingress protection | IP65 | |
| Material | PVC + COPPER + PC | |
| Length | 5m (Customizable) | |

S14 BULBS



| | | |
|--------------------|----------------|---|
| Color temperature | 2.200K | ● |
| | 4.000K | ○ |
| | 6.000K | ● |
| | RGB | ● |
| Power | 1W or 2W | |
| Bulb type | S14 | |
| Lamp socket | E27 | |
| Frequency | 50Hz / 60Hz | |
| CRI | >70 | |
| Ingress protection | IP65 | |
| Material | ALUMINIUM + PC | |

LAMPS

G50 RGB BULBS

Color | RGB 



| | |
|--------------------|----------------|
| Power | 0,5W |
| Bulb type | G50 |
| Lamp socket | E14 |
| Frequency | 50Hz / 60Hz |
| CRI | >70 |
| Ingress protection | IP65 |
| Material | ALUMINIUM + PC |

G80 BULBS

Color temperature | 2.200K 
4.000K 
6.000K 



| | |
|--------------------|----------------|
| Power | 1W or 2W |
| Bulb type | G80 |
| Lamp socket | E27 |
| Frequency | 50Hz / 60Hz |
| CRI | >70 |
| Ingress protection | IP65 |
| Material | ALUMINIUM + PC |

G95 BULBS

Color temperature | 2.200K 
4.000K 
6.000K 



| | |
|--------------------|----------------|
| Power | 1W or 2W |
| Bulb type | G95 |
| Lamp socket | E27 |
| Frequency | 50Hz / 60Hz |
| CRI | >70 |
| Ingress protection | IP65 |
| Material | ALUMINIUM + PC |

G125 BULBS

Color temperature | 2.200K 
4.000K 
6.000K 



| | |
|--------------------|----------------|
| Power | 1W or 2W |
| Bulb type | G95 |
| Lamp socket | E27 |
| Frequency | 50Hz / 60Hz |
| CRI | >70 |
| Ingress protection | IP65 |
| Material | ALUMINIUM + PC |



ZHONGSHAN ECOFORCE LIGHTING & ELECTRICAL CO.,LTD
NO.3 HAOJING ROAD, JINZHONG VILLAGE, BANFU TOWN,
ZHONGSHAN CITY, GUANGDONG, CHINA

ECOFORCE